

fujiyama debit card platform
Operating Instructions

fujiyama debit card Registration procedure

Account Registration

Email Address
 Email address

User Name
 Username(Three characters or more)

Password: Include uppercase, lowercase, number, and more than 8 characters.
 Password (8 characters including uppercase letters, lowercase letters, and numbers.)

Fujiyama Tap Invite URL
 Introduction link for Fujiyama tap ✖

Referral Code
 Auto-filled.

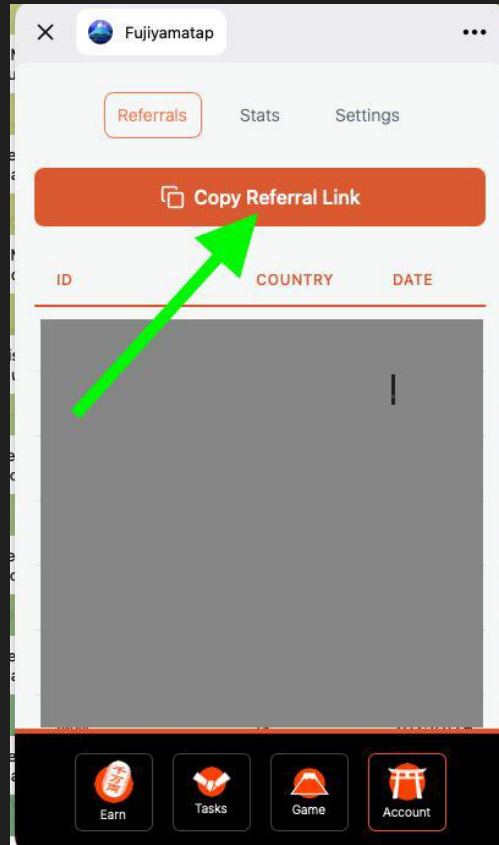
Already have an account? [Login](#)

Step 1

Open the special link distributed by the referrer.

Enter the required information and finally tap “Register.”

✖The method for providing the introduction link for Fujiyama tap will be explained later.



(How to provide an introduction link for fujiyamatap.)

Open fujiyamatap



Account



You can copy the referral link by selecting "Copy Referral Link."

Purchase Debit Card

Shipping Address

Country *

Select Country **Select a country** ▼

Postal Code *

Enter postal code **Postal code**

Address Line 1 *

Street address, P.O. Box, or PO. Box name **Address**

Address Line 2

Apartment, suite, unit, building, floor, etc. (optional)

Your name

Enter your name **name**

Select Chain

Select the chain at the time of payment. **→** ▼

Transaction ID

Enter Transaction ID

Submit

Purchase Debit Card

Example of filling out

Shipping Address

Country *

Japan ▼

Postal Code *

1111111

Address Line 1 *

東京都中央区中央111

Address Line 2

Apartment, suite, unit, building, floor, etc. (optional)

Your name

山田太郎

Select Chain

BEP20 (USDT) ▼

Destination Address

0x2b0fed [] b9934e66c2deb2237

Transaction ID

Enter Transaction ID

When you select a chain, the destination address will be displayed.

Submit

Step2

- Enter the purchaser's information.
- Transfer the funds to the displayed address.
- Paste the TXID (Transaction ID).
- Tap "Submit."

Payment Checking

Checking Your Payment

We are currently verifying your payment for the debit card. This process typically takes 1-2 business days.

Next Steps

- Our team will verify your payment
- You will receive rewards when users buy the debit card from your link

Important Notes

- Please do not make another payment while this transaction is being processed
- You can check the status of your application on the dashboard

Wait for the purchase request to be approved.

Step3 Description of the dashboard screen.

Welcome, [REDACTED]

Total Revenue \$0

Current Balance \$0

Referral Program

Referral Code IXPE [REDACTED]

Referral Link [REDACTED] /register?ref=IXPE[REDACTED] [Copy](#)

Referral Reward

Referral Reward per children \$80

① Your referral code

② Your referral link

→ The referral code is already entered, so simply copy the link using 'Copy' and send it directly to the person you want to refer.

③ Reward amount

You can receive a reward of \$80 for each successful referral.

Welcome, [REDACTED]

Total Revenue

\$0

Current Balance

\$0

Referral Program

Referral Code

IXPE [REDACTED]

Referral Link

[REDACTED]egister?ref=IXPE [REDACTED]

Copy

Referral Reward



Referral Reward per children

\$80

Shipping Address

Once approved, you will be able to view the dashboard.

Fujiyama Debit Card Manager

Buy Fujiyama Tap Debit Card

Main Menu

Shipping Address

Country

[REDACTED]

Postal Code

[REDACTED]

Address Line 1

[REDACTED]

Address Line 2

[REDACTED]

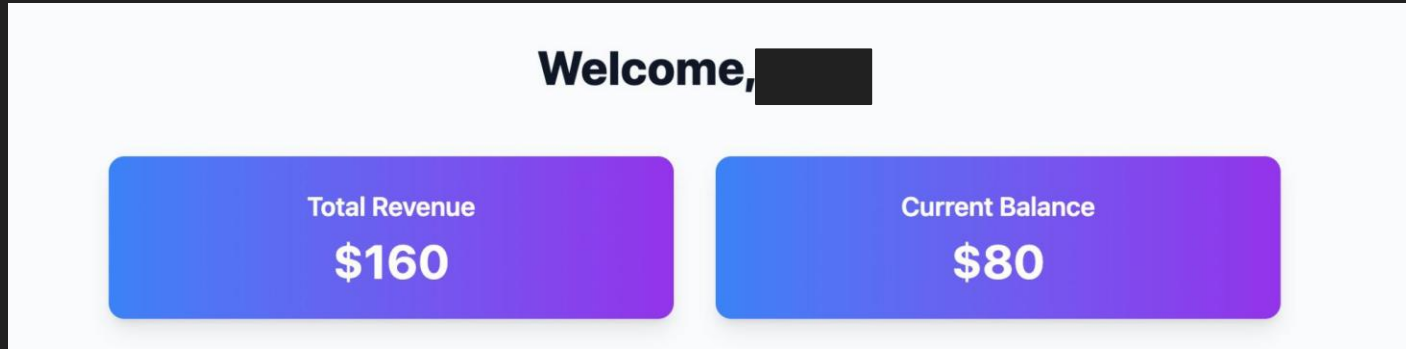
Debit Card Activities

TYPE	STATUS	DATE
Delivery	Pending	2025-02-15T13:48:25.181Z
Purchase	Completed	2025-02-15T13:48:03.966Z

Address field for sending the Fujiyama card.

Shipping status of the Fujiyama card.

**Timing for confirming and finalizing rewards
and how to withdraw them.**



At the top of the dashboard, the total revenue to date is displayed on the left, and the current available balance for withdrawal is displayed on the right.

Total Revenue includes pending sales, **whereas Current Balance does not include pending sales.**

Therefore, the values may not match, for example, when Total Revenue is \$80 and Current Balance is \$0.”

Withdrawal Request

Chain
Please select

Wallet Address

Claim all balance (\$230)

Transaction History

TYPE	STATUS	RELATED USERS	AMOUNT	DATES
Reward	Approved	1. 1116c...	\$80	2025-02-16T05:57:37.129Z 2025-02-16T06:03:33.762Z
Reward	Waiting	1. 1116c...	\$80	2025-02-14T15:06:21.906Z 2025-02-14T15:06:21.906Z

To withdraw funds, enter the chain and address for the destination, and click 'Claim all balance.'

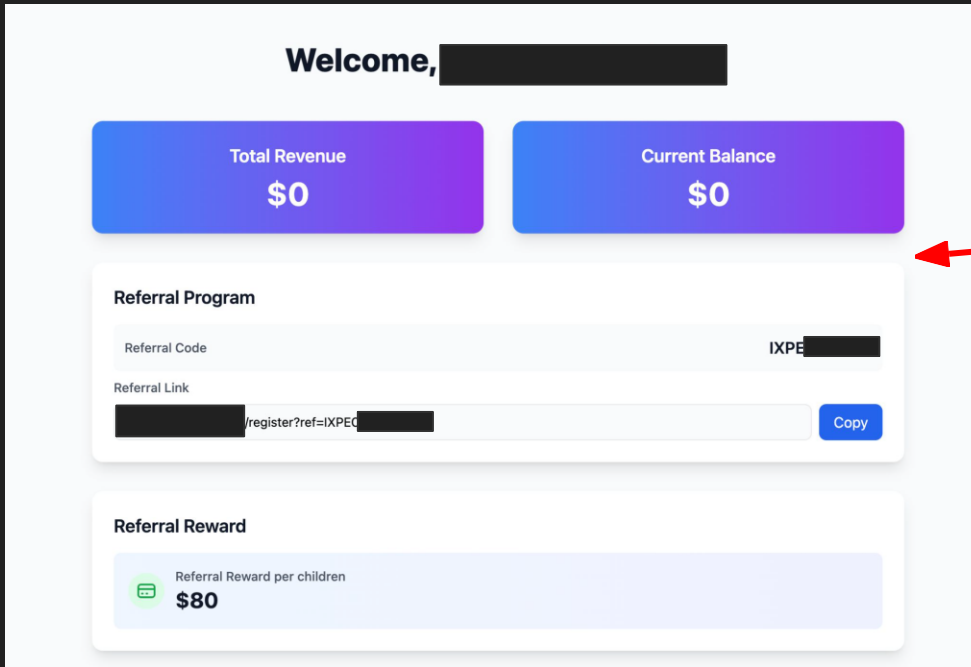
List of Earned Rewards:
Status:

- **Waiting:** Waiting for the referred party to pay the card fee
- **Approved:** Card fee payment confirmed

Only rewards marked as "Approved" can be withdrawn.

To introduce to others

Step1 Copy the referral code from the dashboard.

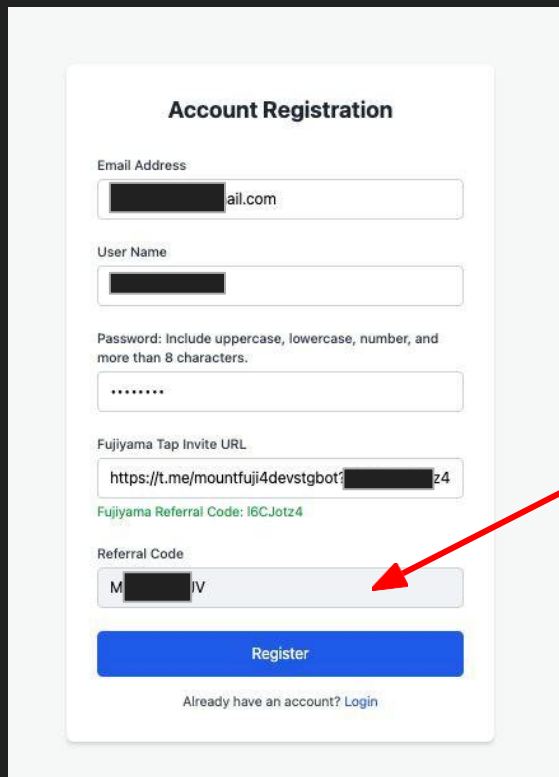


The screenshot shows a dashboard with a white background. At the top, it says "Welcome, [redacted]". Below this are two blue gradient cards: "Total Revenue \$0" and "Current Balance \$0". A red arrow points from the text on the right to the "Referral Program" section. This section contains a "Referral Code" field with the value "IXPE [redacted]" and a "Referral Link" field with the value "[redacted]/register?ref=IXPE[redacted]". A blue "Copy" button is next to the link. Below this is a "Referral Reward" section with a light blue background, showing "Referral Reward per children \$80" with a green chat icon.

Click 'Copy' to copy the referral link. Simply send the copied link directly to the person you want to refer.

Please also send the URL of this manual along with the link.
<https://storage-debit.fujiyama.studio/manual.pdf>

Step2 Confirmation points when registering.



Account Registration

Email Address

User Name

Password: Include uppercase, lowercase, number, and more than 8 characters.

Fujiyama Tap Invite URL

Fujiyama Referral Code: 16CJotz4

Referral Code

[Register](#)

Already have an account? [Login](#)

Please check if the referral code is entered here.

※ "From here on, the steps for entering the shipping address, payment address, TXID input page, and the pending approval page are the same, so the explanation is omitted.



Thank you.